

MelaWood® Demand Range

MelaWood® décor on BisonBord® core

MelaWood® on BisonBord® 16mm x 2750mm x 1840mm is a MTS product

MelaWood® on BisonBord® on any thickness, excluding 16mm is a MTO product and subject to a quoted lead time

MelaWood® on BisonBord® in 3660mm x 1840mm sheet size is a MTO product and subject to a quoted lead time

MelaWood® sold in pack sizes only

Demand Range on BisonBord® Core

Thickness	Pack size	Sheet sizes & tonnage	Availability	Sheet sizes & tonnage	Availability
		2750mm x 1840mm		3660mm x 1840mm	
12mm	40	1.84 tons	MTO	2.43 tons	MTO
16mm	30	1.71 tons	MTS	2.20 tons	MTO
18mm	30	1.93 tons	MTO	2.50 tons	MTO
22mm	25	1.88 tons	MTO	2.49 tons	MTO
25mm	20	1.70 tons	MTO	2.25 tons	MTO
32mm	15	1.62 tons	MTO	2.15 tons	MTO

WE OFFER A WIDE RANGE OF DESIGNS IN COMBINATION WITH OUR FINISHES.

We have highlighted the finish that we think best showcases each design to help make your choice easier.

Contact your stockist if you have a particular request.

Thickness	Pack size	Design	2750mm x 1840mm	3660mm x 1840mm
			Finish	Finish
16mm	30	Anchor Point™ 	Natural Touch™	
16mm	30	Arden™	Natural Touch™	
16mm	30	Camden™	Linear™	
16mm	30	Cannero™	Fusion™	
16mm	30	Coimbra™	Linear™	Peen™
16mm	30	Esperanza Oak™	Linear™	
16mm	30	Greythorne™	Fusion™	
16mm	30	Lanza Oak™	Linear™	
16mm	30	Monument Oak™	Linear™	
16mm	30	Normandy™	Fusion™	
16mm	30	Vardo™	Natural Touch™	
16mm	30	Vence™	Fusion™	
16mm	30	Verzasca Oak™	Linear™	

Abbreviations:

MTO Make To Order

MTS Make To Stock

MelaWood® Demand Range

MelaWood® décor on SupaWood® core

MelaWood® on SupaWood® is a MTO product and subject to a quoted lead time

MelaWood® sold in pack sizes only

Demand Range on SupaWood® Core

Thickness	Pack size	Sheet sizes & tonnage	Availability
		2750mm x 1840mm	
12mm	40	2.04 tons	MTO
16mm	30	2.08 tons	MTO
18mm	30	2.29 tons	MTO
22mm	25	2.22 tons	MTO
30mm	15	1.84 tons	MTO

WE OFFER A WIDE RANGE OF DESIGNS IN COMBINATION WITH OUR FINISHES.

We have highlighted the finish that we think best showcases each design to help make your choice easier.

Contact your stockist if you have a particular request.

Design	2750mm x 1840mm
	Finish
Anchor Point™	Natural Touch™
Arden™	Natural Touch™
Camden™	Linear™
Cannero™	Fusion™
Coimbra™	Linear™
Esperanza Oak™	Linear™
Greythorne™	Fusion™
Lanza Oak™	Linear™
Monument Oak™	Linear™
Normandy™	Fusion™
Vardo™	Natural Touch™
Vence™	Fusion™
Verzasca Oak™	Linear™

Abbreviations:

MTO Make To Order

MTS Make To Stock

MelaWood® Value Range

MelaWood® décor on BisonBord® core

MelaWood® on BisonBord® 16mm x 2750mm x 1840mm is a MTS product

MelaWood® on BisonBord® on any thickness, excluding 16mm is a MTO product and subject to a quoted lead time

MelaWood® on BisonBord® in 3660mm x 1840mm sheet size is a MTO product and subject to a quoted lead time

MelaWood® sold in pack sizes only

Value Range on BisonBord® Core

Thickness	Pack size	Sheet sizes & tonnage	Availability	Sheet sizes & tonnage	Availability
		2750mm x 1840mm		3660mm x 1840mm	
12mm	40	1.84 tons	MTO	2.43 tons	MTO
16mm	30	1.71 tons	MTS	2.20 tons	MTS
18mm	30	1.93 tons	MTO	2.50 tons	MTO
22mm	25	1.88 tons	MTO	2.49 tons	MTO
25mm	20	1.70 tons	MTO	2.25 tons	MTO
32mm	15	1.62 tons	MTO	2.15 tons	MTO

WE OFFER A WIDE RANGE OF DESIGNS IN COMBINATION WITH OUR FINISHES.

We have highlighted the finish that we think best showcases each design to help make your choice easier.

Contact your stockist if you have a particular request.

Thickness	Pack size	Design	2750mm x 1840mm	3660mm x 1840mm
			Finish	Finish
16mm	30	African Wenge™	Fusion™	Peen™
16mm	30	American Walnut™	Fusion™	
16mm	30	Black Cherry™	Natural Touch™	
16mm	30	Brookhill™	Fusion™	
16mm	30	Burgan Mahogany™	Peen™	
16mm	30	Cadbury Oak™	Fusion™	
16mm	30	Etimo™	Peen™	
16mm	30	Harvard Cherry™	Fusion™	
16mm	30	Haven™	Fusion™	
16mm	30	Lockeport™	Linear™	
16mm	30	Maidenwood™	Fusion™	
16mm	30	Natural Oak™	Peen™	Peen™
16mm	30	Shale Oak™	Natural Touch™	
16mm	30	Stonetown™ 	Linear™	
16mm	30	Summer Oak™	Linear™	Peen™
16mm	30	Vancouver Maple™	Peen™	Peen™
16mm	30	Windsor Cherry™	Peen™	

Abbreviations:

MTO Make To Order

MTS Make To Stock

MelaWood® Value Range

MelaWood® décor on SupaWood® core

MelaWood® on SupaWood® is a MTO product and subject to a quoted lead time

MelaWood® sold in pack sizes only

Value Range on SupaWood® Core

Thickness	Pack size	Sheet sizes & tonnage	Availability
		2750mm x 1840mm	
12mm	40	2.04 tons	MTO
16mm	30	2.08 tons	MTO
18mm	30	2.29 tons	MTO
22mm	25	2.22 tons	MTO
30mm	15	1.84 tons	MTO

WE OFFER A WIDE RANGE OF DESIGNS IN COMBINATION WITH OUR FINISHES.

We have highlighted the finish that we think best showcases each design to help make your choice easier.

Contact your stockist if you have a particular request.

Design	2750mm x 1840mm
	Finish
African Wenge™	Fusion™
American Walnut™	Fusion™
Black Cherry™	Natural Touch™
Brookhill™	Fusion™
Burgan Mahogany™	Peen™
Cadbury Oak™	Fusion™
Etimo™	Peen™
Harvard Cherry™	Fusion™
Haven™	Fusion™
Lockeport™	Linear™
Maidenwood™	Fusion™
Natural Oak™	Peen™
Shale Oak™	Natural Touch™
Stonetown™	Linear™
Summer Oak™	Linear™
Vancouver Maple™	Peen™
Windsor Cherry™	Peen™

Abbreviations:

MTO Make To Order

MTS Make To Stock

MelaWood® Accent Range

MelaWood® décor on BisonBord® core

MelaWood® on BisonBord® 16mm x 2750mm x 1840mm is a MTS product

MelaWood® on BisonBord® on any thickness, excluding 16mm is a MTO product and subject to a quoted lead time

MelaWood® on BisonBord® in 3660mm x 1840mm sheet size is a MTO product and subject to a quoted lead time

MelaWood® sold in pack sizes only

Accent Range on BisonBord® Core

Thickness	Pack size	Sheet sizes & tonnage	Availability	Sheet sizes & tonnage	Availability
		2750mm x 1840mm		3660mm x 1840mm	
12mm	40	1.84 tons	MTO	2.43 tons	MTO
16mm	30	1.71 tons	MTS	2.20 tons	MTO
18mm	30	1.93 tons	MTO	2.50 tons	MTO
22mm	25	1.88 tons	MTO	2.49 tons	MTO
25mm	20	1.70 tons	MTO	2.25 tons	MTO
32mm	15	1.62 tons	MTO	2.15 tons	MTO

WE OFFER A WIDE RANGE OF DESIGNS IN COMBINATION WITH OUR FINISHES.

We have highlighted the finish that we think best showcases each design to help make your choice easier.

Contact your stockist if you have a particular request.

Thickness	Pack size	Design	2750mm x 1840mm	2750mm x 1840mm	3660mm x 1840mm
			Finish	Finish	Finish
16mm	30	Biskra™ 		Peen™	
16mm	30	Cappuccino™	Linear™	Peen™	
16mm	30	Caraz™ 		Peen™	
16mm	30	Congo™	Linear™	Peen™	
16mm	30	Dunblane Grey™ 		Peen™	
16mm	30	Espresso™	Linear™	Peen™	
16mm	30	Folkstone Grey™	Linear™	Peen™	Peen™
16mm	30	Iceberg White™	Linear™	Peen™	Peen™
16mm	30	Kalapana™ 		Peen™	
16mm	30	Petrol Blue™	Linear™	Peen™	
16mm	30	Picco White™ 	Strata™		
16mm	30	Storm Grey™	Linear™	Peen™	
16mm	30	Super Black™	Linear™	Peen™	

Abbreviations:

MTO Make To Order

MTS Make To Stock

MelaWood® Accent Range

MelaWood® décor on SupaWood® core

MelaWood® on SupaWood® is a MTO product and subject to a quoted lead time

MelaWood® sold in pack sizes only






Accent Range on SupaWood® Core

Thickness	Pack size	Sheet sizes & tonnage	Availability
		2750mm x 1840mm	
12mm	40	2.04 tons	MTO
16mm	30	2.08 tons	MTO
18mm	30	2.29 tons	MTO
22mm	25	2.22 tons	MTO
30mm	15	1.84 tons	MTO

WE OFFER A WIDE RANGE OF DESIGNS IN COMBINATION WITH OUR FINISHES.

We have highlighted the finish that we think best showcases each design to help make your choice easier.

Contact your stockist if you have a particular request.

Design	2750mm x 1840mm	
	Finish	
Biskra™ 		Peen™
Cappuccino™	Linear™	Peen™
Caraz™ 		Peen™
Congo™	Linear™	Peen™
Dunblane Grey™ 		Peen™
Espresso™	Linear™	Peen™
Folkstone Grey™	Linear™	Peen™
Iceberg White™	Linear™	Peen™
Kalapana™ 		Peen™
Petrol Blue™	Linear™	Peen™
Picco White™ 	Strata™	
Storm Grey™	Linear™	Peen™
Super Black™	Linear™	Peen™

Abbreviations:

MTO Make To Order